

Cleaning - Protecting - Maintaining Mica Slate rough -indoors and outdoors- e.g. Alta, Flammet, Offerdal, Peacock, Pillarguri, Sell Royal, etc.

Mica slate as well as micaceous quartzite and many phylites are extremely dense, hard and robust. They should not be confused with the much softer multicoloured and clay slate. Just like every other natural material, this easy to maintain (crystalline) slate does need a certain level of care. The right treatment - from the beginning - guarantees the optimal appearance for many years.

Overview of the 3 Steps *for more detailed instructions, please refer to Page 2*

1

Initial cleaning of newly installed surfaces *used surfaces: Page 2*

Lithofin MN Builders' Clean removes cement residues and leaves a clean and clear surface.



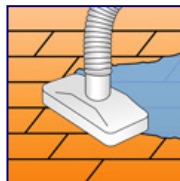
Coverage:
1Ltr./30m²



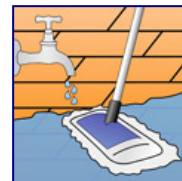
Dilute product 1:10 with water.



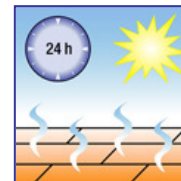
Distribute with a brush and scrub after approx. 5 minutes.



Remove the solution from the surface.



Rinse well with plenty of clear water.



Allow the surface to dry.

Please Note:
Always test the product in an inconspicuous area. Some stones may turn matt or change in colour.

Necessary equipment: bucket, scrubbing brush, squeegee or wet-and-dry vacuum

2a

Protecting against stains *initial cleaning of used surfaces: Page 2*

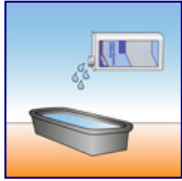
Lithofin MN Stain-Stop -invisible- prevents oil, grease and water stains.



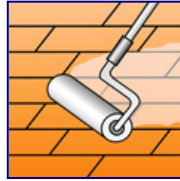
Coverage:
1Ltr./10m²



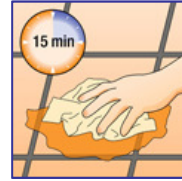
Please note.



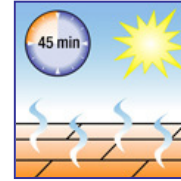
Pour product in a basin or bucket.



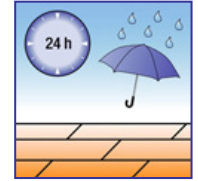
Evenly apply with a soft bristled brush or a roller.



Distribute or remove excess product, streaks and puddles.



Allow to dry. Do not walk on surface for approx. 45 minutes.



Protect from water for 24 hours.

2b

Enhancing the appearance -alternative to 2a-

Lithofin MN Colour Intensifier renders water repellent and enhances the colour.

initial cleaning of used surfaces: Page 2
Method as described in 2a.



Coverage:
1Ltr./15m²

Necessary equipment: bucket or basin, roller or brush, cloth

3

Regular maintenance

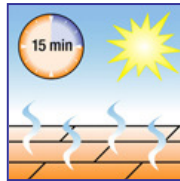
Regularly use Lithofin MN Wash & Clean or Lithofin EASY-Care to maintain the surface.



Add one squirt (approx. 20ml) to 10 Ltr. of water.



Wipe surface with solution. Do not rinse.



Allow to dry. Do not walk on surface during drying time.

Necessary Equipment: bucket, mop or broom

Please follow the detailed instructions on the product label. *for additional information, please refer to Page 2*

Newly installed surfaces

Before grouting: if you are planning to protect the surface with Lithofin MN Stain-Stop, apply to the dry surface and edges before grouting. The water repellent effect will make it much easier to remove the grouting material off the surface. This pretreatment is especially important on acid sensitive and very absorbent stones.

1 Cleaning and refurbishing used or extremely dirty surfaces

◆ Before treating used surfaces, the stone must be thoroughly cleaned. All deposits and care product residues must be removed from the surface and from the pores.

Indoor surfaces: dilute Lithofin MN Power-Clean up to 1:3 with water depending on the type and stubbornness of the dirt. Apply using a scrubbing brush or a cloth and allow to work for 5 to 10 minutes.

→ Rigorously brush the surface (with a scrubbing brush or machine) and allow 5 more minutes working time. Surface sealants may have to be reapplied.

→ Add water while brushing then wipe or vacuum the liquid the surface.

→ Rinse twice with clear water to remove all cleaning product residues.

◆ **Outdoor surfaces:** apply Lithofin MN Outdoor Cleaner, distribute with a brush and allow the product to work overnight.

→ Allow several days drying time before applying the protective treatment.



Other, stubborn types of dirt

cement residues, builders' dirt, limescale, rust	Lithofin MN Builder's Clean
tar, wax, varnish, paint	Lithofin WAX-OFF
deeply engrained oil stains	Lithofin OIL-EX
slippery algae deposits	Lithofin ALGEX
discolouration caused by plants	Lithofin MN Outdoor Cleaner

2 Additional information about protective treatments

◆ Protective treatments enhance the appearance and make natural stone less sensitive.

◆ This protective effect reduces staining and facilitates every-day maintenance.

◆ Lithofin MN Colour Intensifier enhances the stone's appearance by invigorating the natural colour structure. An invisible water repellent effect is reached with Lithofin SPLASH-STOP.

◆ Lithofin MN Stain-Stop provides optimal protection against water, oil and grease. Alternatively, the nearly odourless Lithofin STAINSTOP >W< can be used.

◆ Repeat the protective treatment after 1 to 2 years.

Please Note:

◆ **Always test the product in an inconspicuous area.** Non-absorbent or wet surfaces cannot be treated.

◆ Use impregnators only on completely dry surfaces. Otherwise, the product will not be able to penetrate.

◆ Apply the product evenly and remove excess completely. Do not allow streaks or puddles to dry.

◆ Carefully remove any excess product off the surface.

Additional maintenance

◆ Surfaces subjected to heavy wear need a thorough cleaning from time to time.

◆ Add Lithofin MN Power-Clean or Lithofin WEXA to cold or lukewarm water and distribute on the surface with a scrubbing brush. Allow to work for 10 to 20 minutes, but do not allow to dry. Brush occasionally, then remove with a clean cloth and rinse with clear water.

Please Note:

△ Please follow the detailed instructions for use on the product labels.

TIP: Avoid leaching and strong degreasing products as well as products that build up layers. These products alter the appearance and make maintenance more difficult.

If you require advice or are in any way unsure about these instructions, please call our
Technical Support Line at (01962) 732126.

■ **The Professional Solution**

△ This information should be considered to be informal and non-binding. The products must be used according to local conditions and materials. Instructions must be read carefully and followed closely. Where no previous experience is available, or in cases of doubt, test the product in an inconspicuous area. (GB5.09gps)

Agents for Great Britain:

CASDRON Enterprises Ltd. · Alresford, Hampshire SO24 9QF · Phone: (01962) 73 21 26 · Fax (01962) 73 53 73

Manufactured in Germany by: LITHOFIN AG · 73240 Wendlingen · e-mail: info@lithofin.de

www.lithofin.com