



CARING FOR NATURAL STONE AND ARTIFICIAL STONE



NATURAL AND ARTIFICIAL STONE -indoors-



- LITHOFIN products have been used with a high degree of success for over 50 years by tilers and masons. Based on the experience of experts and supported by on-going laboratory tests, LITHOFIN products have become synonymous with quality.
- The certified LITHOFIN-Quality Management guarantees top quality and optimal results.
- LITHOFIN is only available from specialised dealers, tile outlets and builders merchants.
- LITHOFIN products are recommended by leading tile producers and natural stone suppliers.

This information should be considered to be informal and non-binding. The products must be used according to local conditions and materials. Instructions must be read carefully and followed closely. Where no previous experience is available, or in cases of doubt, test the product in an inconspicuous area.

© Lithofin AG. Reprint, including in extracts only with approval.

The LITHOFIN product range for natural and artificial stone was developed specifically for the optimal surface treatment of these materials. The products support their outstanding properties: the natural appearance is emphasised and daily maintenance simplified.

cleaning, protecting, maintaining



A quick guide to stone

Natural stone is broadly divided into hard and soft stones. The surface finishes range from rough, sawn, honed and flamed to brushed and polished.

Hard stones, such as granite, gneiss, quartzite, porphyry, etc. are generally hard wearing, resistant to scratching and mostly resistant to acid.


Soft stones include limestone (travertine, jura, botticino, trani, etc.) and all types of marble (carrara, calacatta, palissandro, thassos, estremoza, etc.). Soft stones are sensitive to scratching and to acid.

Artificial stone or concrete stone, e.g. agglomerated marble and terrazzo, consist of different types of natural stone pieces bonded by concrete. These "stones" should be treated like limestone.

Look for this symbol on the packaging for information on environmental properties of the individual products. All products are manufactured using the safest raw materials possible, and they are registered with the German Office of Environmental Protection. The surfactants are biodegradable according to EU-regulations. The packaging is made of environmentally friendly polyethylene (PE) or tinfoil and can be recycled.



QUICK GUIDE



STONE FLOOR, POLISHED

1.	CLEANING	Cons. on 100 m ²
a)	after grouting (initial cleaning) Lithofin MN Power-Clean removes general builders' dirt	4 ltr.
b)	refurbishing old surfaces Lithofin MN Power-Clean removes care product residues and dirt deposits	1–5 ltr.
Other, stubborn types of dirt: please refer to table on Page 6.		
2.	PROTECTIVE TREATMENT	Cons. on 100 m ²
	protecting against staining Lithofin MN Stain-Stop	5 ltr.
3.	MAINTAINING (every-day cleaning)	Cons. on 100 m ²
a)	every-day maintenance Lithofin MN Wash & Clean	approx. 20 ml / 10 ltr. water
b)	additional maintenance Lithofin MN Care-Sheen touches up and maintains sheen	approx. 20 ml / 10 ltr. water

PACKAGING:

All products are available in 1 ltr. bottles and in 5 ltr. canisters.

The product containers feature detailed directions for use. In cases of doubt and where no prior experience exists, test the product in an inconspicuous area.

STONE FLOOR, ROUGH TO HONED

1.	CLEANING	Cons. on 100 m ²
a)	after grouting (initial cleaning) Lithofin MN Builders' Clean (for acid resistant stones only)	4 ltr.
b)	refurbishing old surfaces Lithofin MN Power-Clean removes care product residues and dirt deposits	1–5 ltr.
Other, stubborn types of dirt: please refer to table on Page 6.		
2.	PROTECTIVE TREATMENT	Cons. on 100 m ²
a)	protecting against staining Lithofin MN Stain-Stop impregnator - invisible	5 ltr.
b)	enhancing appearance Lithofin MN Colour Intensifier enhances the natural colour structure	5 ltr.
3.	MAINTAINING (every-day cleaning)	Cons. on 100 m ²
	every-day maintenance Lithofin MN Wash & Clean	approx. 20 ml / 10 ltr. water

CLEANING

PROBLEM	SOLUTION
initial cleaning (builders' dirt)	Lithofin MN Power-Clean
stubborn general dirt	Lithofin MN Power-Clean
coffee, tea, ink, felt pen, etc.	Lithofin MN Outdoor Cleaner
paint, varnish and fresh lacquer	Lithofin MN WAX-OFF
greasy dirt, lipstick, wax, shoe polish, adhesives, markers, etc.	Lithofin MN WAX-OFF
deeply engrained oil stains	Lithofin OIL-EX
calcium deposits, water spots	Lithofin KF Ceramic-Clean ¹⁾
rust stains	Lithofin Rust-EX
cement and mortar residues	Lithofin MN Builders' Clean ¹⁾
discolouration caused by plants, fruit and vegetable stains, etc.	Lithofin MN Outdoor Cleaner

¹⁾ only on acid resistant stones



MAINTAINING

PROBLEM	SOLUTION
every-day cleaning	Lithofin MN Wash & Clean
additional care	Lithofin MN Care-Sheen
additional care for small areas	Lithofin MN Polish Cream

PROTECTING & EMBELLISHING

PROBLEM	SOLUTION
rendering water repellent	Lithofin SPLASH-STOP
rendering water and oil repellent	Lithofin MN Stain-Stop Lithofin STAINSTOP ›W‹
enhancing colour structure - no gloss - not suitable for polished surfaces -	Lithofin MN Colour Intensifier
enhancing colour structure - with gloss - not suitable for polished surfaces -	Lithofin MN Slate-Seal
protecting marble in bathrooms and kitchens	Lithofin MN Stain-Stop
polishing up stone floors	Lithofin MN Polish (liquid)
polishing up small stone surfaces	Lithofin MN Polish Cream
touching up worn surfaces	Lithofin MN Care-Seal Lithofin MN Care-Sheen
touching up dull spots	Lithofin MN Care-Sheen Lithofin MN Polish Cream



POLISHED SURFACES


The following information refers to natural and artificial stone with polished or finely honed surface finishes.

1. Newly installed surfaces

Use Lithofin MN Power-Clean for a thorough cleaning to remove builders' and general dirt.

Please Note: acid based cement residue removers can only be used on acid resistant hard stones.

Lithofin MN Power-Clean	
<ul style="list-style-type: none">removes greasy and other types of stubborn dirt.	<ul style="list-style-type: none">concentratefree of solvents and acidssuitable for polished marble
Consumption: 1 ltr. for 10 to 15 m ²	



2. Used and worn surfaces

Use Lithofin MN Power-Clean to thoroughly clean the surface and remove any dirt deposits and care product residues (stubborn blemishes: please refer to the table on Page 6).

In case of dull or matt areas, apply Lithofin MN Care-Sheen to the cleaned surface and polish with a machine. On heavily worn surfaces use Lithofin MN Care-Seal instead.

For additional maintenance tips, please refer to Page 11.

TIP for newly installed surfaces

On limestone and marble, cement residues left after grouting can be removed with Lithofin MN Power-Clean. Soak the surface with the undiluted product for approx. 10 min, then carefully rub the residues off with a white pad - do not apply any pressure.

HINT

in areas prone to staining, such as kitchen, dining room, bathroom, use Lithofin MN Stain-Stop as a protective treatment.

3. Protective Treatment

Water, oil and grease easily sink into untreated, absorbent stones, leaving unsightly stains. Impregnating the stone with Lithofin MN Stain-Stop or Lithofin STAINSTOP ›W‹ renders the stone water and oil repellent and offers long-term protection. These impregnators will not protect stones against acid.

Course of Action:

Apply to the dry surfaces according to the instructions on the product label. Used surfaces should be cleaned thoroughly before application.

Lithofin MN Stain-Stop Lithofin STAINSTOP ›W‹

- | | |
|--|--|
| <ul style="list-style-type: none">• optimal protection against oil and grease• invisible• long-term effect | <ul style="list-style-type: none">• solvent based (MN Stain-Stop)• free of solvents, nearly odourless (STAINSTOP ›W‹) |
|--|--|


Consumption: 1 ltr. for up to 25 m²



Safety:

Products pose no health concerns once fully dried (confirmed by independent tests conducted at Forschungs- und Materialprüfungsanstalt Baden-Württemberg, Germany).

Polished Surfaces



CORRECT MAINTENANCE

... is integral to the beautiful appearance of natural stone. All surfaces should be wiped from time to time. Always use Lithofin MN Wash & Clean for this regular maintenance operation. The product removes dirt and maintains in one operation.

How does it work?

Highly active cleaning components loosen the dirt particles and make them easy to remove. Maintenance agents are left on the surface after drying. These agents do not build layers. With continued use the colours of the surface become more intense and brilliant.

Please Note: Lithofin MN Wash & Clean supports and enhances the protective effect of Lithofin MN Stain-Stop.

Lithofin MN Wash & Clean

- cleans and maintains in one operation
- suitable for all surfaces
- concentrate - very high yield
- mildly alkaline
- free of waxes and acrylates

Use 1 squirt (approx. 20 ml) per bucket of water.

Method: simply add Lithofin MN Wash & Clean to the water. Use a moist mop or cloth to wipe the floor. In more stubborn cases use a wet mop or cloth and mop up the solution after a few minutes with a wrung out cloth.

*Lithofin EASY-CARE can also be used.




HINT

use layer-building products (wax or acrylate based) sparingly, since they will eventually alter the natural appearance of the stone.

PLEASE NOTE

Do not use any leaching soaps, avoid strongly degreasing products, and in case of polished marble and limestone never use abrasive agents because they will damage the stone.

Maintaining



Additional care for polished floors

Every fourth cleaning operation, replace Lithofin MN Wash & Clean with Lithofin MN Care-Sheen. Even surfaces subject to heavy wear will maintain their sheen. Ideal for marble and limestone.

Lithofin MN Care-Sheen

- touches up and maintains sheen
- for all polished floors
- concentrate
 - high yield
- polishable
- easy to use

Consumption: 1 ltr. for up to 25 m²



Additional care for small polished surfaces

Table tops, window sills, kitchen work tops and similar surfaces are often exposed to water, but also to wine, fruit juices, etc. These exposures often leave marks. Regular touching up with Lithofin MN Polish Cream makes blemishes and scratches less visible and renders surfaces less sensitive. Water and other liquids should still be wiped off the surface immediately.

Lithofin MN Polish Cream

- produces sheen, protects and enhances the appearance
- easy to use

Consumption: 1 ltr. for up to 30 m²




ROUGH SURFACES

The following information refers to natural and artificial stone with rough surface finishes, e.g. sawn granite, honed gneiss or sandstone, naturally rough slate, quartzite, porphy, etc.

1. Newly installed surfaces

Use Lithofin MN Builders' Clean for the initial cleaning to remove cement and mortar residues and general builders' dirt. Limestone can only be treated with a high level of dilution (approx. 1:15), test suitability prior to use.

Lithofin MN Builders' Clean	
<ul style="list-style-type: none">removes cement residues, stubborn dirt deposits and rust	<ul style="list-style-type: none">concentratecontains acidsnot for polished marble and similar stones
Consumption: 1 ltr. for approx. 15 m ²	



Please Note: unsuitable cement residue removers may cause yellow discolouration (rust).

2. Used surfaces

With time, marks and dark spots will appear on the surface. Use Lithofin MN Power-Clean (description Page 8) for a thorough basic cleaning.

For outdoor areas, please refer to

NATURAL AND CONCRETE STONE
-outdoors-



HINT

Rough surfaces have a very natural look, however, sometimes they appear colourless or even dull. The right treatment will enhance the natural colour structure and make the stone easier to maintain.

Rough Surfaces

3. Protecting and embellishing

The correct protective treatment intensifies the colour structure and makes rough stones less sensitive.

Colour enhancement - no gloss	Lithofin MN Colour Intensifier <ul style="list-style-type: none">• for all absorbent stones• water and dirt repellent effect Cons.: approx. 1 ltr. for 12 m ²	
Intensifies the natural colour and structure. Makes surfaces easier to maintain.		
Colour enhancement - gloss	Lithofin MN Slate-Seal <ul style="list-style-type: none">• for all absorbent stones• water and dirt repellent effect Cons.: approx. 1 ltr. for 12 m ²	
Deepens the colours and brings out the natural structure. Protective film greatly facilitates maintenance.		
Invisible protection	Lithofin MN Stain-Stop <ul style="list-style-type: none">• water and oil repellent effect• no gloss• solvent based Cons.: approx. 1 ltr. for 12 m ²	
Optimal protective treatment for preventing stains without changing the appearance of the stone.		

Alternative: Lithofin MN Care-Seal achieves a silky sheen and only slightly darkens the colours.

Alternative: Lithofin STAINSTOP ›W‹ prevents oil and grease from penetrating the surface and is free of solvents and nearly odourless.

Course of Action: We highly recommend testing the products prior to use because the effect may differ from one type of stone to the next. Apply according to the instructions on the product label. Used surfaces should be cleaned thoroughly before application. Important: only treat completely dry surfaces.

CARING FOR SLATE



There are many different types of slate. Slate is broadly divided into the hard and dense mica slate and the softer clay slate. Mica slate is hard wearing and will retain its appearance through regular wiping. Clay and multi coloured slate (from Italy, Portugal, Brazil) should be protected. Please refer to Page 13 for details.

Many types of slate become lighter with use; especially on decorative surfaces this effect is generally not wanted. Occasionally treating the surface with Lithofin MN Slate Oil maintains or restores the dark colour. Sheen can be achieved through polishing.

Lithofin MN Slate Oil

- strengthens and intensifies the colour and enhances the appearance
- protects and maintains
- for new and used surfaces
- for indoor use only
- ideal for small surfaces

Consumption: 1 ltr. for up to 30m²



For natural stone in kitchens, please refer to

KITCHEN WORK TOPS
- Natural and Artificial Stone



NATURAL STONE IN BATHROOMS

Natural stone is subjected to especially heavy wear in bathrooms. Water, moisture and a host of different cosmetics and similar agents are constantly in contact with the stone. An effective protective treatment is therefore a must.

Treat all surfaces in wet areas twice in order to ensure the optimal protection against stains caused by water, oil and grease. Repeat the application every other year in order to ensure the ideal performance.

Product description, please refer to Page 9 and 11.



Maintenance

Regularly clean the stone surfaces with a moist cloth and a few drops of Lithofin MN Wash & Clean. Shower walls and vanity tops should be touched up with Lithofin MN Polish Cream from time to time. This operation maintains the sheen and covers up little scratches.

Please Note: removing calcium deposits with Lithofin KF Ceramic-Clean is only possible on acid resistant stones, not on polished limestone.

PLEASE NOTE

The Lithofin Products are carefully matched in order to support each others effectiveness.

for ceramic and porcelain tiles

The Lithofin KF-Range improves the appearance and enhances the properties of unglazed ceramic surfaces.



for marble, natural and artificial stone

The Lithofin MN-Range for cleaning, protecting and maintaining conserves the natural beauty of all types of stone.



for cotto and terracotta

The Lithofin TC-Range includes everything a beautiful terracotta needs - protective treatments and maintenance products are carefully matched for optimal results.



for further information and service please call

0 19 62 73 21 26

www.lithofin.co.uk

Agents for Great Britain:
CASDRON Enterprises Ltd.
Wood End, Prospect Road
Alresford, Hampshire SO24 9QF
Fax: 0 19 62 73 53 73
E-Mail: sales@lithofin.co.uk

Manufactured in Germany by:
Lithofin AG
D-73240 Wendlingen
Fax +49 7024 94 03-40
E-Mail: info@lithofin.de

Your LITHOFIN dealer: